

DA-250F/250FH

Multi-Channel Digital Power Amplifiers



DESCRIPTION

advanced digital technology to provide multi-channel high power outputs. Featuring high efficiency amplifier topology, the low impedance version DA-250F and high impedance version DA-250FH are ideal for various installed sound applications. The lightweight construction and compact dimensions of the DA Series allows for easy placement in virtually any venue, as well as for use in stacked configurations as required. Each amplifier is equipped with low-noise constant speed fans for adequate cooling and designed for ultra-reliable long-term operation with multiple independent power supplies that ensure uninterrupted operation even if a channel fails. Redundant protection circuitry monitors amplifier status and protects the amplifier and system in case of problems.

FEATURES

- **High-efficiency amplifier topology.**

- **High efficiency**

Extremely high amplification efficiency of 80-90%, resulting in reduction in power consumption by more than 60% compared with Class-AB amplifiers.

- **Highly durable**

Stands up to extended hours of operation. The DA amplifier has undergone a large number of rigorous tests to prove its durability. In addition, TOA has been conducting a “non-stop driving test” of the DA Series.

- **High reliability**

The DA amplifier has a comprehensive protection circuitry for protection against excessive current flow due to overload, short circuit, unusual DC voltage output, and power amplifier heat sink temperature rise (over 110°C), temperature rise inside the unit (over 80°C).

- **Amplifier with lightweight design**

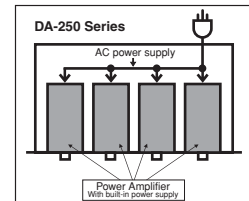
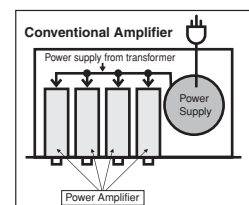
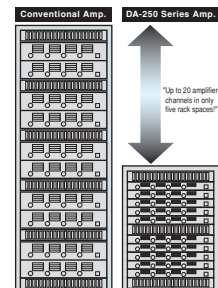
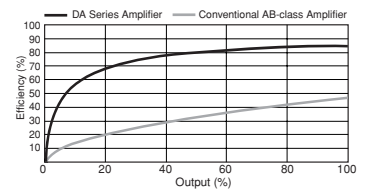
Installation has become much easier thanks to the lightweight design.

- **Compact design**

The DA-250 Series is 1-unit size, and they can be efficiently mounted on a rack, so they require only a small installation space. Because the amplifiers do not generate much heat, 5 units can be stacked together in a rack.

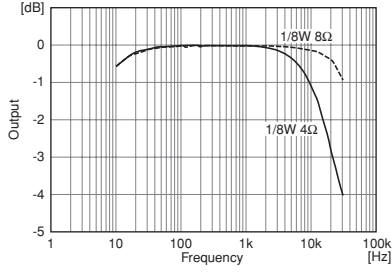
- **Independent power supply**

Each of the channels has its own power supply. If the power supply of Channel 1 should fail, this won't affect the operation of Channel 2 – 4. It is also possible to use the either channel as a spare amplifier.

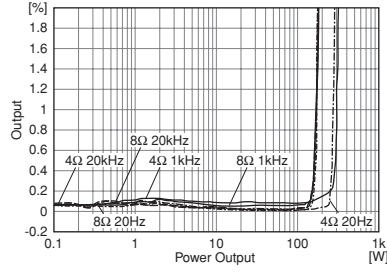


CE Version

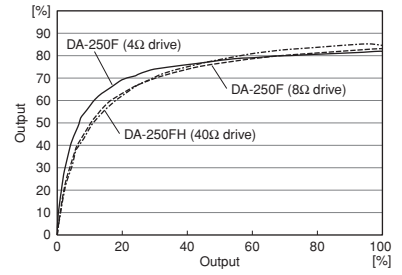
DA-250F Frequency Response



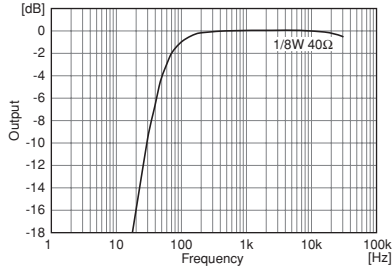
DA-250F T.H.D vs Power Output



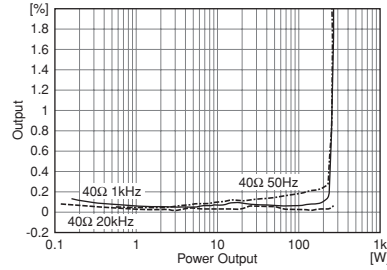
Efficiency vs Output



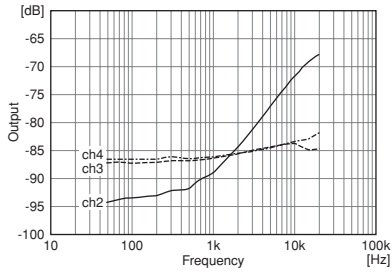
DA-250FH Frequency Response



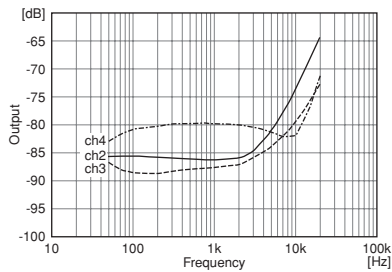
DA-250FH T.H.D vs Power Output



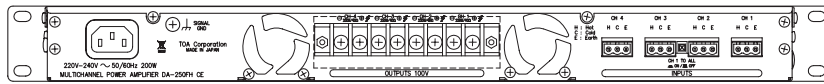
DA-250F Channel Separation



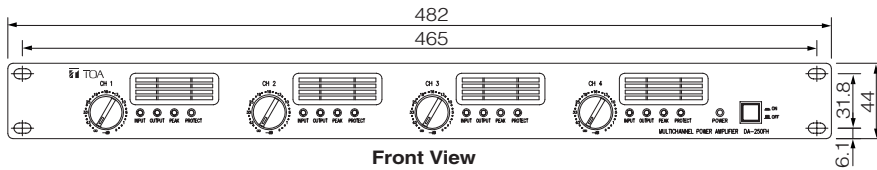
DA-250FH Channel Separation



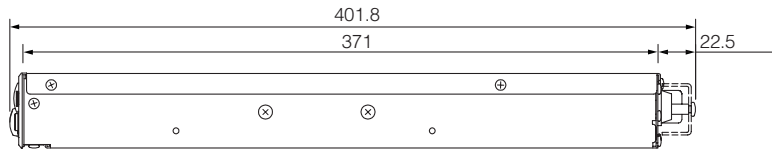
APPEARANCE AND DIMENSIONAL DIAGRAM



Rear View



Front View



Side View

Unit: mm

THERMAL LOSS TABLES

Mode	Model No.	Load	Btu/hr	kcal/hr	Efficiency(%)
Idle	DA-250FH	100V × 4ch	257.9	65	—
	DA-250F	8 Ω × 4ch	163.9	41.3	—
1/8 Power (pink noise)	DA-250FH	100V × 4ch	496.0	125.0	46.2
	DA-250F	8 Ω × 4ch	280.1	70.6	50.9
		4 Ω × 4ch	423.0	106.6	50.2
1/3Power (pink noise)	DA-250FH	100V × 4ch	540.0	136.1	67.8
	DA-250F	8 Ω × 4ch	418.2	105.4	64.9
		4 Ω × 4ch	606.3	152.8	65.2
Full Power (sin)	DA-250FH	100V × 4ch	562.7	141.8	85.5
	DA-250F	8 Ω × 4ch	442.4	111.5	83.1
		4 Ω × 4ch	821.0	206.9	81.8

ARCHITECTURAL AND ENGINEERING SPECIFICATIONS

DA-250F (4 × 250W @ 4 ohms) SPECIFICATIONS

The multi-channel power amplifier shall use digital class-D circuit topology and shall be configurable to allow two, three or four channel operation. Power output in four-channel mode with all channels driven shall be: 250 W per channel into 4 ohms and 170 W per channel into 8 ohms. Each pair of channels shall be independently bridgeable to produce 500 W into 8 ohms. Total harmonic distortion (THD) shall be less than 0.1% at 1 kHz and less than 0.3% from 20 to 20,000 Hz. Frequency response shall be 20 to 20,000 Hz (+/- 1 dB). Signal to noise ratio shall be 100 dB below rated output (A weighted). Crosstalk shall be better than 70 dB (A weighted). Input sensitivity shall be +4 or -10 dBV (jumper selectable) for rated output, where 0 dBV = 0.775 volts RMS. Input impedance shall be 10k ohms for each side of an electronically balanced input circuit. Rear-panel switches shall allow selection of bridged operation for each pair of channels (1-2 and 3-4) independent of the status of the other pair of channels. The amplifier shall operate in 4-channel mode when both switches are deselected, in 3-channel mode when either switch is selected, and 2-channel mode when both switches are selected. A rear-panel input mode switch shall allow the selection of "channel 1 to all" mode, whereby the signal feeding the channel 1 input terminals is simultaneously fed to all other channels. Rear panel input connector shall be a 3-pin removable terminal block for each channel. Rear panel output connector shall be a heavy-gauge M4 screw-terminal barrier strip suitable for spade lugs or up to #12 AWG bare wire. The front-panel attenuators shall be recessed to prevent accidental level changes and may be removed and replaced by included security covers once levels have been properly set. The front panel shall have four sets of four LED indicators to indicate the following conditions for each channel: signal presence at input (greater than -20 dBV), signal presence at output (greater than 1 W at 8 ohms), peak clipping, and protection circuit activation. The front panel shall also have removable air filters that may be cleaned and reinstalled without removing the amplifier from a rack. The amplifier shall be forced-air fan cooled with the air intake at the front and exhaust at the rear. Built-in protection circuitry shall monitor Voltage and current levels to minimize potential damage from overloads, and disable output during shorts, DC offset, excessive operating temperature at power amp heat sink over 167°F (110°C) or excessive temperature inside the unit over 176°F (80°C) via a relay for each channel. The relay shall also delay amplifier connection to the load during turn-on for about 2 seconds, so as to prevent any concurrence of noise at turn-on. Power consumption shall be 200 W when all channels are driven with continuous pink noise at 1/8 full power into 4 ohms (Based on EN standard), and 1,200 W when all channels are driven with continuous pink noise at full rated power into 4 ohms.

The amplifier shall use only one standard rack-space or 44.5 mm (1.75") and its dimensions shall be 482(W) x 401.8(D) x 44(H) mm (18.98" x 15.82" x 1.73"). Front panel finish shall be black anodized aluminum and case finish shall be sheet steel. Weight shall be 6.8 kg (15.0 lbs).

The amplifier shall be TOA model DA-250F.

DA-250FH (4 × 250W @ 100V) SPECIFICATIONS

The multi-channel power amplifier shall use digital class-D circuit topology and shall be configurable to allow two, three or four channel operation. Power output in four-channel mode with all channels driven shall be: 250 W per channel into 40 ohms (100 volts). Total harmonic distortion (THD) shall be less than 0.1% at 1 kHz and less than 0.3% from 100 to 20,000 Hz. Frequency response shall be 50 to 20,000 Hz (-3 dB, +1 dB). Signal to noise ratio shall be 100 dB below rated output (A weighted). Crosstalk shall be better than 70 dB (A weighted). Input sensitivity shall be +4 or -10 dBV (jumper selectable) for rated output, where 0 dBV = 0.775 volts RMS. Input impedance shall be 10k ohms for each side of an electronically balanced input circuit. A rear-panel input mode switch shall allow the selection of "channel 1 to all" mode, whereby the signal feeding the channel 1 input terminals is simultaneously fed to all other channels. Rear panel input connector shall be a 3-pin removable terminal block for each channel. Rear panel output connector shall be a heavy-gauge M4 screw-terminal barrier strip suitable for spade lugs or up to #12 AWG bare wire. The front-panel attenuators shall be recessed to prevent accidental level changes and may be removed and replaced by included security covers once levels have been properly set. The front panel shall have four sets of four LED indicators to indicate the following conditions for each channel: signal presence at input (greater than -20 dBV), signal presence at output (greater than 1 W at 40 ohms), peak clipping, and protection circuit activation. The front panel shall also have removable air filters that may be cleaned and reinstalled without removing the amplifier from a rack. The amplifier shall be forced-air fan cooled with the air intake at the front and exhaust at the rear. Built-in protection circuitry shall monitor Voltage and current levels to minimize potential damage from overloads, and disable output during shorts, DC offset, excessive operating temperature at power amp heat sink over 167°F (110°C) via a relay for each channel or excessive temperatures inside the unit over 176°F (80°C). The relay shall also delay amplifier connection to the load during turn-on for about 2 seconds, so as to prevent any concurrence of noise at turn-on. Power consumption shall be no more than 200 W when all channels are driven with continuous pink noise at 1/8 full power into 40 ohms (Based on EN standard), and no more than 1,150 W when all channels are driven with continuous pink noise at full rated power into 40 ohms.

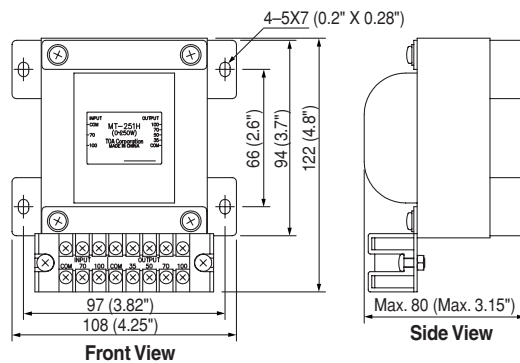

The amplifier shall use only one standard rack-space or 44.5 mm (1.75") and its dimensions shall be 482(W) x 401.8(D) x 44(H) mm (18.98" x 15.82" x 1.73"). Front panel finish shall be black anodized aluminum and case finish shall be sheet steel. Weight shall be 6.8 kg (15.0 lbs).

The amplifier shall be TOA model DA-250FH.

The optional 1:1 line isolation transformer shall be TOA model MT-251H

OPTION

MT-251H



Unit: mm

Matching Transformer

Designed for use with the DA-250FH Multi-Channel Power Amplifier (option), the MT-251H electrically isolates the high-impedance speaker lines from the amplifier.

- **Capacity:** 0W – 250W
- **Primary Side:** 100V line, 70V line
- **Secondary Side:** 100V line, 70V line, 50V line, 35V line
- **Frequency Response:** 30 – 18,000Hz (+0dB, -3dB)
- **Connection Terminal:** M3 screw terminal, distance between barriers: 6.6mm (0.26")
- **Dimensions:** 108 (W) x 80 (H) x 122 (D)mm (4.25" x 3.15" x 4.80")
- **Weight:** 2.4kg (5.29 lb)

SPECIFICATIONS

Model	DA-250F	DA-250FH
Power Source	220 –240V AC, 50/60Hz	
Number of Channels	4	
Total Output All Channel Driven	1,000W (1kHz, 4Ω) 680W (1kHz, 8Ω)	1,000W (1kHz, 40Ω: 100V line)
Output Voltage per Channel	31.6V (1kHz, 4Ω) 36.9V (1kHz, 8Ω)	100V (1kHz, 40Ω: 100V line)
Output Current per Channel	7.9A (1kHz, 4Ω) 4.6A (1kHz, 8Ω)	2.5A (1kHz, 40Ω: 100V line)
Power Output 8 ohms per channel 4 ohms per channel 16 ohms bridged 8 ohms bridged Hi-Z: 100V per channel	170W 250W 340W 500W —	— — — — 250W
Power Consumption* Idle power consumption	48W, 0.3A	75W, 0.5A
Rated power consumption 8 ohms 1kHz 4 ohms 100 Volts	800W, 5.8A 1,200W, 8.7A —	— — 1,150W, 8.3A
1/8 Power* ¹ 8 ohms Pink noise 4 ohms 100 Volts	167W, 1.2A 248W, 1.6A —	— — 270W, 1.9A
1/3 Power 8 ohms 4 ohms 100 Volts	349W, 2.4A 511W, 3.7A —	— — 491W, 3.5A
1/8 Power* ² 8 ohms 1kHz 4 ohms 100 Volts	143W, 1.0A 202W, 1.4A —	— — 230W, 1.6A
1/3 Power 8 ohms 4 ohms 100 Volts	284W, 1.9A 437W, 3.0A —	— — 443W, 3.0A
Frequency Response	20Hz – 20kHz (±1dB)	50Hz – 20kHz (–3dB, +1dB)
THD	0.1 % (1kHz) 0.3 % (20Hz – 20kHz)	0.1 % (1kHz) 0.3 % (100Hz – 20kHz)
S/N Ratio (A weighted)	100dB	
Crosstalk at 10kHz (A weighted)	70dB	
DC Offset*	±5mV	
Voltage Gain*	29.5dB	38.2dB
Damping Factor*	100 (1kHz, 8Ω)	300 (1kHz, 40Ω: 100V line)
Inputs Input impedance Input sensitivity Input clipping	10kΩ (unbalanced), 20kΩ (balanced) +4dB (1.23V) 14V (25.1dBu)	
Front Panel Gain controls Indicators per channel: Input Output Peak Protect Power-On	30 position detent Green LED Yellow LED Red LED Red LED Blue LED	
Rear Panel Input connectors Speaker output	Detachable Euro style terminal block (electrically balanced) Screw terminal (M4). Accept AWG14-22	
Protection Circuit Amplifier section Power supply section	DC output, overheat protection, load shorting, overload current, maximum output Overheat protection, AC rush current	
Cooling	Continuously constant speed fan with front-to-rear airflow, 50,000 hours life time at 25°C (77°F)	
Operating Temperature	–10°C to +40°C (14°F to 140°F)	
Operating Humidity	Under 90% RH (no condensation)	
Dimensions	482 (W) × 44 (H) × 401.8 (D) mm (18.98" × 1.73" × 15.82") (EIA Standard 19-inch rack mount width)	
Weight	6.8kg (15.0 lbs)	
Finish	Panel: Aluminum, alumite process, black Case: Plated steel sheet	
Accessories	Power cord (2m) × 1, Euro style terminal block connector (3-pin) × 4, Tamper-proof cap × 4, Rack mounting screw × 4	
Option	—	Matching transformer: MT-251H

0dB=0.775Vrms

* Typical data

*¹ 1/8 power with pink noise represents typical program with occasional clipping.

*² 1/3 power with pink noise represents severe program with heavy clipping.